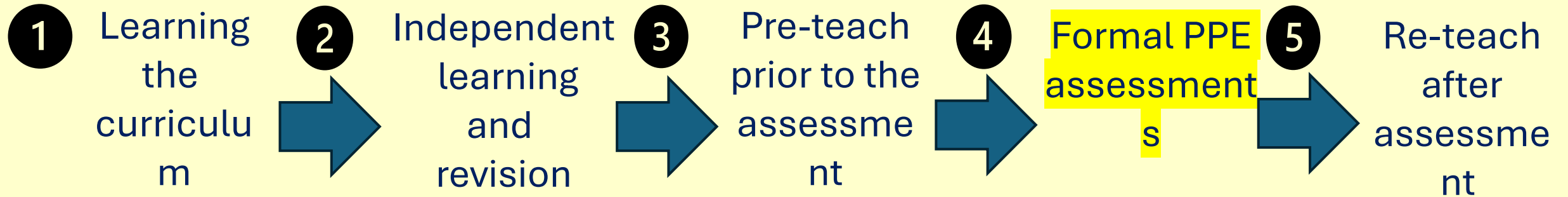


Y10 PPE Preparation Session



The assessment process



This cycle repeats itself across Y10 and Y11 with multiple different assessment points

Key Information

What is a PPE?

A PPE is a Pre-Public Exam (mocks) which allow students to have a practice run of their exams and for teachers and students to see their current working grades / gaps in learning.

When will students sit PPEs across KS4?

In total students will sit 4 sets of PPEs.

Year 10:

Y10 – 20th Jan – 2nd Feb (Core subjects only – English/Maths/ Science)

Y10 – Term 6 June (most subjects)

Year 11:

Y11 – Term 2 November (most subjects)

Y11 – Term 4 February (most subjects)



When will students be assessed?


First PPE will assess core subjects only.

PPE Dates:

Friday 17th January – Friday 24th January

Only 2 teaching weeks away (4 weeks including the holidays)

W/C	2 Dec	9 Dec	16 Dec	23 Dec	30 Dec	6 Jan	13 Jan	20 Jan	27 Jan
				Christmas Holidays			PPE Assessment Window		



Year 10 Core PPE Timetable – Term 3 2024

Monday 13th Jan – Friday 24th Jan

Week 1					
	Monday 13 th January	Tuesday 14 th January	Wednesday 15 th January	Thursday 16 th January	Friday 17 th January
Tutor Time	Y10 PPE Assembly	Core Revision - PPES	Core Revision - PPES	Core Revision - PPES	Core Revision - PPES
Lesson 1 & 2	Normal Lessons	Normal Lessons	Normal Lessons	Normal Lessons	English Language Paper 1 1 hour 45 minutes
Breaktime					
Lesson 3 & 4	Normal Lessons	Normal Lessons	Normal Lessons	Normal Lessons	Normal Lessons
Lunchtime					
Lesson 5 & 6	Normal Lessons	Normal Lessons	Normal Lessons	Normal Lessons	Normal Lessons

Week 2

	Monday 20th January	Tuesday 21st January	Wednesday 22nd January	Thursday 23rd January	Friday 24th January
Tutor Time	PPE Briefing with HOF	PPE Briefing with HOF	PPE Briefing with HOF	PPE Briefing with HOF	PPE Briefing with HOF
Lesson 1 & 2	Science Hybrid Paper (Biology / Chemistry/ Physics) 1 hour 10 minutes Foundation & Higher Triple / Combined	Maths Paper 1 Non-Calculator 1 hour Foundation & Higher	English Literature Paper 1 Section B 45 minutes	Normal Lessons	Maths Paper 2 Calculator 1 hour 30 minutes Foundation & Higher
Breaktime					
Lesson 3 & 4	Normal Lessons	Normal Lessons	Normal Lessons	Normal Lessons	Normal Lessons
Lunchtime					
Lesson 5 & 6	Normal Lessons	Normal Lessons	Normal Lessons	Normal Lessons	Normal Lessons

Key Information

What is a PPE?

A PPE is a Pre-Public Exam (mocks) which allow students to have a practice run of their exams and for teachers and students to see their current working grades / gaps in learning.

When will students sit PPEs across KS4?

In total students will sit 4 sets of PPEs.

Year 10:

Y10 – 20th Jan – 2nd Feb (Core subjects only – English/Maths/Science)

Y10 – Term 6 June (most subjects)

Year 11:

Y11 – Term 2 November (most subjects)

Y11 – Term 4 February (most subjects)



Y10 PPE Paper Contents

Subject	Y10 PPE Paper	Timings	Content & Coverage
English Language Exam Board: AQA	English Language Paper 1	1 hour 45 mins	Reading and Writing Fiction Section A: Reading one unseen extract Answering 4 questions about what has been read Section B: Writing a piece of narrative or descriptive writing
English Literature Exam Board: AQA	English Literature Paper 1 Section B	50 mins	A Christmas Carol One essay style response based on an extract from the text (part paper)
Maths Exam Board: AQA	Maths Paper 1 Non-Calculator Paper Tiered Entries (F & H)	1 hour	Exam content can cover any topic from the AQA GCSE Maths (8300) specification . All papers total 80 marks (totalling 240) Past paper questions (sorted by topic) can be found here , along with solutions.
Maths Exam Board: AQA	Maths Paper 2 & 3 Hybrid Calculator Paper Tiered Entries (F & H)	1 hour 30 mins	Actual past papers can be taken from B3. If students do not own their own calculator, the Casio FX 83 GT X is highly recommended. It can be purchased off Amazon here .
Science Exam Board: Edexcel	Combined Biology Paper 1 Tiered Entries (F & H) Triple Biology Paper 1	1 hour 10 mins 1 hour 10 mins	<ul style="list-style-type: none"> 1 paper – Exam will include questions that cover a range of Biology, Chemistry and Physics topics that students have studied so far in Science Foundation and Higher Tier - each paper using a mixture of recall questions as well as skills-based questions. 1 hour and 10 minutes / Maximum mark of 60

Key Information

Where will students sit their PPEs?

Most students will sit their PPEs will be sat in the Sport's Hall. If students have appropriate exam Access Arrangements (AA) – they may be seated in the Dance Studio / 1:1 Offices. These spaces are not based on requests but formal arrangements that have been tested for.

The PPEs will run just like the real GCSE exams, so it is good practice. Normal timetabled lessons will run around the PPE exams in January.

How do students know if they have AA?

Students can speak to their tutors; any member of the student support team or Miss Forster and they will be able to tell the student what AA they are entitled to.



PPE Briefings

Every morning before each exam all students will meet in the main hall at 8:30am with Miss Forster and their tutors.

Miss Forster will give out any key notices for the day and then the appropriate Head of Faculty will carry out a PPE Briefing.

This is an opportunity for the students to hear any last-minute tips for the exam paper they are about to sit and any key reminders (e.g. use your formulae sheets, how to write a good paragraph, show your workings out etc.)

PPE/GCSE Exam Rules and Regulations

It is important to follow all guidance in your exams and this includes the following outlined on these posters



JCQ
C1C

AQA City & Guilds CCEA OCR Pearson WJEC

**NO MOBILE PHONES
NO WATCHES**

NO POTENTIAL TECHNOLOGICAL/WEB
ENABLED SOURCES OF INFORMATION


NO UNAUTHORISED ITEMS

Possession of unauthorised items, such as a mobile phone or any watch, is a serious offence and could result in

DISQUALIFICATION

from your examination and your overall qualification.

This poster must be displayed in a prominent place outside each examination room.



JCQ
C1C

AQA	City & Guilds	CCEA	OCR	Pearson	WJEC
-----	---------------	------	-----	---------	------

Warning to Candidates

1. You **must** be on time for all your examinations.
2. **Possession of a mobile phone** or other unauthorised material is **not allowed** even if you do not intend to use it. You will be subject to penalty and possible disqualification from the exam/qualification.
3. You **must not** talk to, attempt to communicate with or disturb other candidates once you have entered the examination room.
4. You **must** follow the instructions of the invigilator.
5. You **must not** sit an examination in the name of another candidate.
6. You **must not** become involved in any unfair or dishonest practice in any part of the examination.
7. If you are confused about anything, only speak to an invigilator.

The *Warning to Candidates* must be displayed in a prominent place outside each examination room. This may be a hard copy A3 paper version or an image of the poster projected onto a wall or screen for all candidates to see.


To be exam ready, you need to be equipment ready!

To access all their exams fully students are required to have the following equipment.

1. **A clear pencil case which includes:**

- Black Ballpoint Pen – NO GEL PENS/NO FELT TIPS
- Highlighter (any colour)
- Protractor
- Pencil
- Ruler - 15cm +
- Rubber
- Sharpener
- **Casio Scientific Calculator** – recommendations on SMHW
- Water bottles: You are only allowed to bring in a clear water bottle to the exam with **no label**.

If they are missing any equipment, they please ensure you ask the invigilator when you arrive to your exam space.





Casio - FX-83GTCW
Scientific Calculator -
Black

Exam Packs & Candidate Cards

Candidate Cards:




These have the school's Centre number and each student's unique exam number on. They also have your photograph on and will always remain on your exam desk so you can be clearly identified by the invigilators.

Students need to make sure that for **EVERY** exam they fill in the paper with their full name, the centre number and your unique exam number. This is essential so your papers can be marked correctly by exam board examiners and your teachers.

Centre No: 50641	
	
Candidate No: 0500	

Exam Packs:

If you have Access Arrangements, then you will be given an exam pack in your exam space which will include the pencil case /candidate card and your exam papers. This will be on the desk for them when they enter the room.



Centre Number: 50641
Candidate Name: 
Candidate Number: 0064
Access Arrangements: 25% extra time, laptop (English, Health and Social, Geography)
Username –
Password –

**DO NOT DEFACE THESE ITEMS
AS THEY ARE REQUIRED FOR
SAFEGUARDING DURING YOUR
EXAMS. THERE WILL BE A
CONSEQUENCE IF THERE IS
DAMAGE DONE TO THESE
CARDS**

Student Room and Seating Plan Lists

Lists of your examination room will be put up in tutor rooms and in the C-wing area and Dining Hall for you to see prior to your exams. Please ensure that you look at this carefully so that you are not arriving late to your exam and disrupting things for other students.

DATE: XXXXX

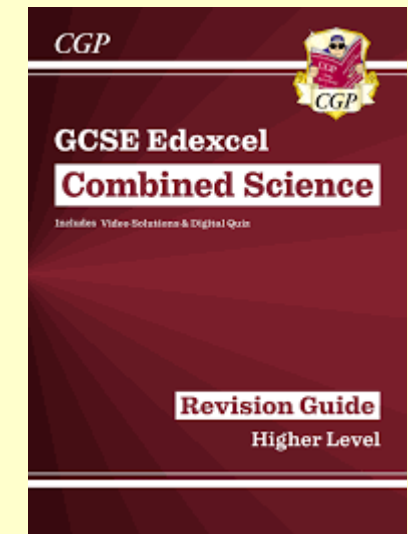
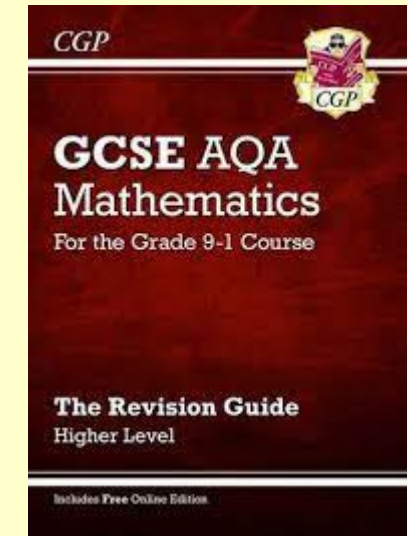
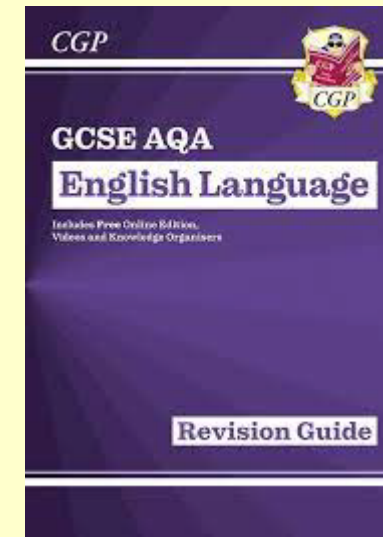
SUBJECT & LENGTH: MATHS - 1 HOUR

IF YOU HAVE EXTRA TIME – IT WILL HAVE BEEN ADDED TO YOUR FINISH TIME

Legal Surname	Legal Forename	Exam No	Start Time	Finish Time	Room	Seat
BLOGGS	JOE	6789	11:30	12:30	C3A	1
SMITH	EMMA	1234	11:30	12:45	C3A	2

How can you prepare for the PPEs?

- **Attend school everyday and attend every lesson! This is the best place for you to be to get good outcomes.**
- **Make use of the revision guides & revision materials provided by your teachers.**
- **Get your family/friends to support revision and independent learning where possible.**
- **Check you know when and what the assessments are and be ready for them!**
- **Ask if you need help.**



Monday 13th Jan – Friday 24th Jan

Week 1					
	Monday 13 th January	Tuesday 14 th January	Wednesday 15 th January	Thursday 16 th January	Friday 17 th January
Tutor Time	Y10 PPE Assembly	Core Revision - PPES	Core Revision - PPES	Core Revision - PPES	Core Revision - PPES
Lesson 1 & 2	Normal Lessons	Normal Lessons	Normal Lessons	Normal Lessons	English Language Paper 1 1 hour 45 minutes
Breaktime					
Lesson 3 & 4	Normal Lessons	Normal Lessons	Normal Lessons	Normal Lessons	Normal Lessons
Lunchtime					
Lesson 5 & 6	Normal Lessons	Normal Lessons	Normal Lessons	Normal Lessons	Normal Lessons

PPE Timetable

Please take a copy of your PPE timetable and PPE contents document to support your revision.

It will be shared with your families and displayed in tutor rooms and key locations around the academy.

Subject	Y10 PPE Paper	Timings	Content & Coverage
English Language Exam Board: AQA	English Language Paper 1	1 hour 45 mins	Reading and Writing Fiction Section A: Reading one unseen extract Answering 4 questions about what has been read Section B: Writing a piece of narrative or descriptive writing
English Literature Exam Board: AQA	English Literature Paper 1 Section B	50 mins	A Christmas Carol One essay style response based on an extract from the text (part paper)
Maths Exam Board: AQA	Maths Paper 1 Non-Calculator Paper Tiered Entries (F & H)	1 hour	Exam content can cover any topic from the AQA GCSE Maths (8300) specification . All papers total 80 marks (totalling 240) Past paper questions (sorted by topic) can be found here , along with solutions.
Maths Exam Board: AQA	Maths Paper 2 & 3 Hybrid Calculator Paper Tiered Entries (F & H)	1 hour 30 mins	Actual past papers can be taken from B3. If students do not own their own calculator, the Casio FX 83 GT X is highly recommended. It can be purchased off Amazon here .
Science Exam Board: Edexcel	Combined Biology Paper 1 Tiered Entries (F & H)	1 hour 10 mins	<ul style="list-style-type: none"> 1 paper – Exam will include questions that cover a range of Biology, Chemistry and Physics topics that students have studied so far in Science Foundation and Higher Tier - each paper using a mixture of recall questions as well as skills-based questions. 1 hour and 10 minutes / Maximum mark of 60
	Triple Biology Paper 1	1 hour 10 mins	



Questions or Concerns?

If you have any questions or worries, please speak to your tutor, member of the student support team (key worker) or Miss Forster.