

Welcome to
Broadoak Academy

Year 7 Curriculum
evening

Tuesday
12 November 2024



BROADOAK
ACADEMY

Introductions

Mr McGilloway
Principal



Mrs Ridge
Vice Principal



Mr McFaul

AP Teaching and
Learning

Mrs Charman

SENDCO



BROADOAK
ACADEMY

Aim tonight:

How can we help Year 7 students become successful learners?





Agenda:

1. What do **we** do to help students become successful learners?
2. What can **students** do to become better learners
3. What can **you** do?



Year 7... the road ahead

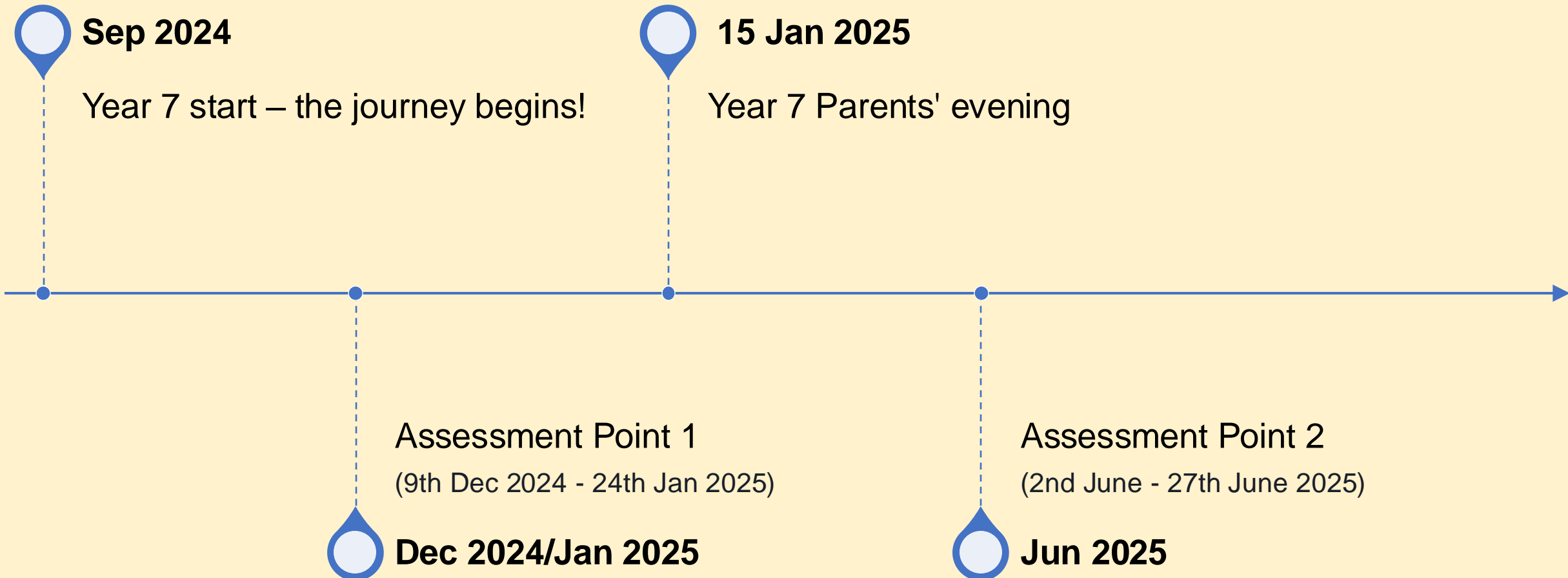


Year 7 curriculum overview 2024-25

	Term 1	Term 2	Term 3	Term 4	Term 5	Term 6
Art	The Natural World – How has the natural world inspired artists and designers?			Ethnology: How have other artists & craftspeople communicated their cultural heritage through the arts?		
Drama	Technique Toolkit: How can we use drama techniques to communicate meaning?	Script and character - Exploring Diversity: How does language communicate character?		Live Theatre Evaluation	Genre: What are different ways of telling stories?	
DT	Design and Technology: What makes an effective design?			Food Technology: What skills do I need to follow a healthy lifestyle?		
English	Telling Tales		Great Expectations and Victorian Britain		Magic and myths in Shakespeare – The Tempest	
Geography	7.1 The UK - Where do I live in the UK and the world?	7.2 Why is the Lake District a unique environment in the UK?		7.3 The UK – Flooding How do rivers in the UK change the landscape?		7.4 The geography of Russia Is the geography of Russia an opportunity or a challenge?
History	7.1 How accurate is Simon Schama’s view of the Battle of Hastings?	7.2 What was it like to live in Medieval England 1066-1450? Case study: The Black Death 1348-49		7.3 Meanwhile, elsewhere; How advanced was the Islamic world?	7.4 What caused the Reformation in England?	7.5 How should we remember African kingdoms?
Maths	Fractional thinking Probability, Factors, multiples, primes Fractions	Algebraic thinking Directed number, Manipulating algebra Exploring sequences		Proportional reasoning Fractions (\times/\div) Proportion		Using shape Coordinates & introducing straight line graphs
MFL	7.1. Languages and Me	7.2. People around me		7.3. My life at school		7.4. My free time
Music	How do we capture the spirit of carnival?		What Makes a Great Composer?		Glastonbury 1	
PE	Physical literacy strands: My movement – My knowledge - My mentality – My actions					
	Health related fitness and Netball Basketball and Rugby		Football and hockey Gymnastics and Handball		Rounders and Athletics – running events Tennis, Cricket and Athletics – throwing events	
Religious Studies	7.1 Abrahamic prophets: Introduction to the Abrahamic faiths		7.2 Jesus and Muhammad: Christianity and Islam		7.3 Dharmic faith: Sikhism & Buddhism	
Science	Particle Model Pure and Impure Substances Cells and Organisation		Atoms and Elements and the Periodic Table, Forces, Nutrition and Digestion		Energy Changes Microbes and Disease, Reproduction	
	Physical Changes Acids and Alkalis, Magnetism, Current Electricity					

Subject	Topic
English	Telling Tales
Maths	Fractional thinking: Probability, Factors, multiples, primes, Fractions Algebraic thinking: Directed number, Manipulating algebra, Exploring sequences
Science	Particle Model: Pure and Impure Substances, Cells and Organisation
History	7.1 How accurate is Simon Schama’s view of the Battle of Hastings? 7.2 What was it like to live in Medieval England 1066-1450?
Geography	7.1 The UK - Where do I live in the UK and the world? 7.2 Why is the Lake District a unique environment in the UK?
MFL	7.1. Languages and Me and 7.2. People around me
Art	The Natural World – How has the natural world inspired artists and designers?
DT	Design and Technology: What makes an effective design?
Music	How do we capture the spirit of carnival?
Drama	Technique Toolkit: How can we use drama techniques to communicate meaning?
PE	Physical literacy strands: My movement – My knowledge - My mentality – My actions Health related fitness and Netball, Basketball and Rugby
RE	7.1 Abrahamic prophets: Introduction to the Abrahamic faiths

Year 7 curriculum journey - Key dates



How and when will students be assessed?

- All students in Key Stage Three (7,8 & 9) will be formally assessed twice a year.
- **AP1 - 9th Dec 2024 - 24th Jan 2025**
- **AP2 - 2nd June - 27th June 2025**
- This will include:
 - an in-class assessment
 - a holistic DOYA judgement.
- **Deepening (D)**: describes a child who has reached the year group expectation and is now taking this deeper into more abstract work.
- **On track/Working at current age-related expectation (O)**: describes a child who is working at the age-related expectation and fulfils all the descriptors.
- **Yet to be on track (Y)**: describes a child who shows some working at age related expectations by fulfilling some of the descriptors but is not yet on track to achieve all of them.
- **At an earlier stage in their learning journey (A)**: describes a child who working at a level below the age-related expectation, typically around a year behind.


Agenda:

1. What do **we** do to help students become successful learners?
2. What can **students** do to become better learners
3. What can **you** do?


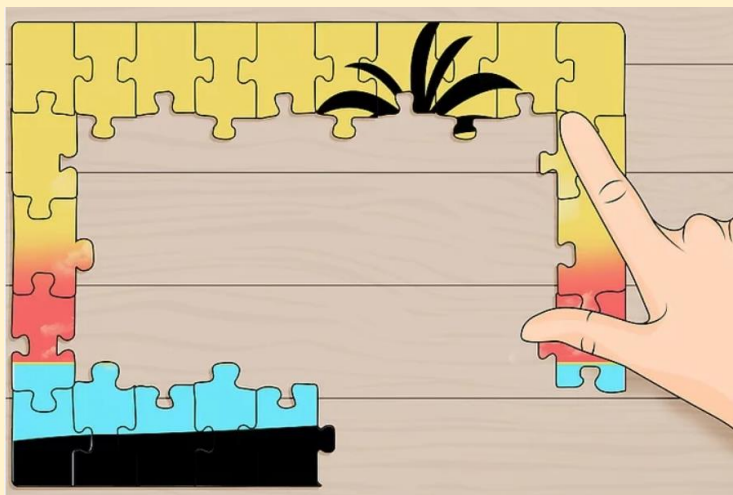
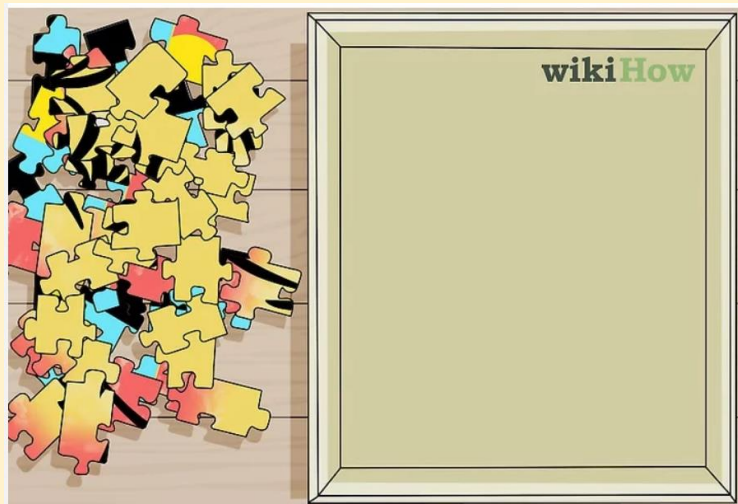


Helping students become successful learners

The jigsaw




Over time, by committing to their learning, students will connect more pieces to form a more complete picture of their learning, like completing a jigsaw.




What is the learning process in a Broadoak lesson?



Spaced retrieval: when students complete the 'Do Now' at the beginning of the lesson to revisit prior learning



Teacher exposition: when the teacher explains the important ideas and skills students need to know and shows them how to complete the work



Questioning: questions asked by the teacher in order to check understanding of learning



Deliberate practice: students' opportunity to practice the learning in order to produce the best possible work

Agenda:

1. What do **we** do to help students become successful learners?
2. What can **students** do to become better learners
3. What can **you** do?



What can students do to support themselves?

- **Attend school and attend lessons, every day** – including tutor time.
 - Morning tutorials will focus revision strategies, remind them of key dates, opportunities for tutoring and 1.1 support with their tutor.
- **Be on time** to school everyday and to **every lesson**. Every minute of the day is important for their progress and success.
- **Ask if they need help** –teacher's email are: firstname.lastname@clf.uk
- **Make the most** of their time in learning and work hard – it will pay off!
- **Have** the courage to do the thing that they might find challenging –
have high aspirations and ambitions.
- **Make the right choices** so that this year they can focus on their future.

Your work

- Take ownership of your work – it is a reflection of who you are
- Pride and presentation – it encourages you to learn
- Notes, ideas and reflections – how we form ideas
- Tool for revision



Independent learning (homework)

- Homework at Broadoak is referred to as **independent study** in recognition that this work is completed outside of class time but not necessarily always at home eg. after school club.
- Independent study will focus on developing core knowledge and skills delivered in the classroom.
- Independent study will be made available on the Satchel One/**SMHW** platform and **Seneca**. Some teachers will issue hard copies of work to complete.
- At **KS3** independent study is set:
 - Once a week for core subjects
 - Twice a term for additional subjects




Activity:

Independent study

Look at the examples of independent study in the pack provided.

1. What different type of work is set for students to complete?
2. What are the aims of the different types of work set?





Agenda:

1. What do **we** do to help students become successful learners?
2. What can **students** do to become better learners
3. What can **you** do?

How can you help?

Support attendance
to school and
lessons

Support the access
of SMHW and
Seneca


Talk to your child
regularly about
learning

Communicate with us any concerns you may have, through their tutor in the first instance:

firstname.lastname@clf.uk or parents@broadoakacademy.clf.uk

How can you help?

- Support your young person to engage in independent learning provided through the Show My Homework platform.



Help to access 0365 and SMHW accounts



Announcements

Read about our Dyslexia Association Bronze Award [Read More]

Curriculum Overview

How to access student online accounts

Subject Overview

Careers

Library

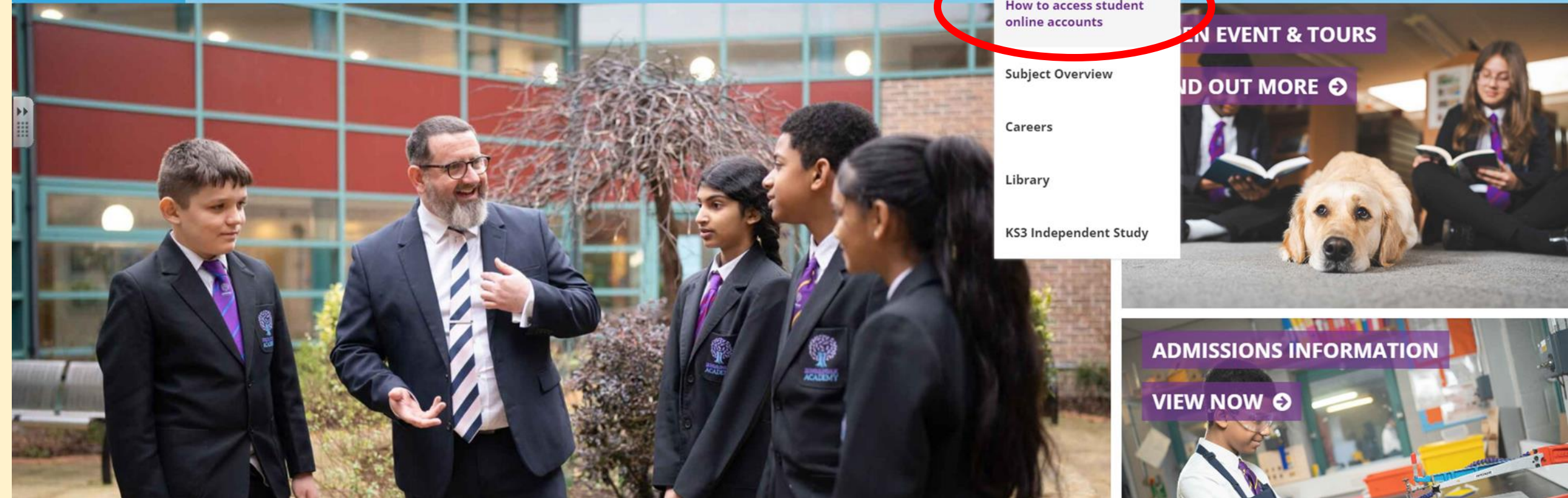
KS3 Independent Study

OPEN EVENT & TOURS

VIEW OUT MORE

ADMISSIONS INFORMATION

VIEW NOW



Accessing 0365 and SMHW accounts



IN THIS SECTION

Careers

Curriculum Overview

KS3 Independent Study

Library

[Home](#) » [Curriculum](#) » How to access student online accounts

How to access student online accounts

For help accessing student email, 0365 Microsoft account and Seneca accounts, please use the attached 'how to guides' which will guide you step by step through the process. If you are unable to access any of these accounts, please speak to your teacher in the first instance. For further help, please email parents@broadoakacademy.clf.uk who will pass on your request to the appropriate office.

Curriculum Overview

How to access student online accounts

Subject Overview

Careers

Library

KS3 Independent Study

 [How to access O365 from home](#)




 [How to access SMHW for Parents](#)



 [How to access SMHW for students](#)



 [How to access the Seneca learning revision site](#)



Seneca - <https://senecalearning.com/en-GB/>



[Join class](#)

[Login](#)

[Sign up](#)



Learn 2x faster for free with Seneca

Join **10 million** students using Seneca as the funnest way to learn at KS2, KS3, GCSE & A Level. And it's free!

Students, use for free

Teachers, use for free

Parents, use for free

Thank you

Questions?



BROADOAK
ACADEMY